

CPADREAM\$

Making \$10,000 every month

Written by Ripp Juku

Intro

CPA

What is CPA?

Getting accepted into a CPA network.

Creating a successful gateway

Installing your gateway

Money Making Methods

Method #1 - Streaming live events method

Method #2 - MP3 Search method

Method #3 - Celebrity method

Method #4 - File Password Method

Method #5 - Facebook cause method

Method #6 - TV shows/movies method

Traffic.Traffic.Traffic

Wrapping it up

Intro

Welcome to CPA Dreams, a comprehensive guide to making money with CPA Lead. This guide is packed with 6 awesome money making methods. I hope you enjoy it.






I have been using CPALead for well over a year now and have tried so many different ways to make money unfortunately for me most of them failed miserably ,but over time I began to find methods that were successful. I am eliminating for you the guess work and giving you what I have learned over the years. Right now I earn right around \$30,000/month off of these 6 methods that I am about to show you. I am about to spill my guts to you and tell you everything I know. If you have any questions about anything you read you can reach me at xsureal@gmail.com.

NOTICE: You've got FREE giveaway rights.

This is a free eBook! You can give away this eBook away freely as long as you do NOT alter this eBook in any way, shape, or form, and it must remain in this original PDF form with no changes to any of the links contained within.

If you are ready – let 's get started.

My earnings

Lead Commission Statistics: + 🗑	
 Lead Earnings Today:	\$1153.45
 Lead Earnings Yesterday:	\$998.08
 Lead Earnings Month to Date:	\$21,455.18
 Lead Earnings Last Month:	\$28,098.55
 Lead Earnings Alltime:	\$237,122.14

What is CPA Marketing?

CPA is an acronym for cost-per-action and represents an online advertising payment model in which payments are based only on qualifying actions such

as sales, registrations, leads, downloads, form submissions. This is quite an important section so please pay attention. This is where people tend to get confused and ask a lot of questions.

CPA Affiliate Marketing companies are those huge millionaire marketing companies which you guys are going to join. These companies act as the middle man and in turn pay you to generate leads for their clients.

There are lots of CPA affiliate marketing companies but the one we will be using is:

[cpalead](#) - [click here to sign up](#)

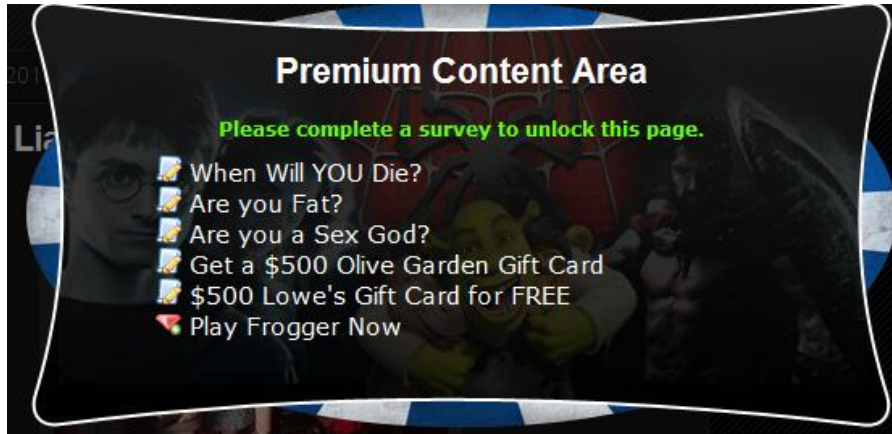
Things to keep in mind

I just want to let you know off the bat that you did not stumble across any type of “magic bullet” technique with this eBook. These methods I am about to show you are just like anything else in life. They take patience and work to get where you want to go. As long as you know this you are in the right frame of mind and are setting yourself for great things.

CPA Lead

CPA Lead is a CPA service that allows people to install a survey gateway on their site to make money. You can make money every time someone fills out a survey.

CPA Lead gateway or “widget”



How to get accepted.

A. Sign up here, [LINK](#)

B. CPALead is important because of the gateway they provide. You can use this gateway to block any sort of content you may have including the 6 proven money making methods I am about to show you. The reason you block the content is because the visitor will be forced to complete one of the surveys that pops up on the gateway; once they complete the survey the visitor gains access to your content, and you usually get between \$.50 - \$10 per survey completed. Imagine having 100 visitors complete a survey a day. That's some serious money.

C. To get accepted by CPALead, you must have a website to submit with your application when you apply.

1. I would recommend you buying a .com or a .info (99 cents or so) domain and setting up hosting. If you do go this route get yourself a copy of Wordpress, it's free. This is very easy to set up and edit pages. Go ahead and install a nice looking template. There are thousands of free wordpress themes out there. The advantage of having your own website is that you have complete control over your site and your content and you can never get suspended or blocked.

2. If you prefer a free method, this should work well as well. Go to blogger.com and set up a blog. Make the name something about videos, TV

shows, anything like that. This will just be to get us approved. Then you can come back and make an unlimited number of blogs.

Your website should have at least a page or two worth of content when you apply and must not be bare. Go ahead and create 5-7 posts of YouTube videos. For each post include a title, a link or some text, and a video clip.

Go ahead and finish the application. The third page is the most important. This is where you include your "Main Web site" and description. For your main web site put the full URL of your blog, either your domain name or your blogger, *whatever.blogger.com*. Choose "Video Content" for web site category. Anywhere between 200 - 500 should be sufficient for Daily Views. For your description put what kind of videos you post to your website.

You should get approved very quickly after doing these things. Once accepted you can use put a gateway on any kind of site (except adult content).

CPALead Application



Web Site Information

Main Web Site*
Example: www.mywebsite.com

Web Site Category*

Daily Views*

Description*

Give a brief description about your website. 80 characters minimum. The more details you provide, the better your chances are of being approved.

I don't have a website.

Submit

* Required fields

How to create a successful gateway.

The trick to making a good gateway is making it easy to read and making it look consistent with your website.

To make your first gateway log into your CPALead account. Click on the widgets tab. Click on where it says "create new widget" and select your content type. I usually use video no matter what. Click the webpage with video option. On the next page is where you can select the skin for your gateway. Go ahead and select one that looks good for your site. Click on continue. Select the "Free surveys option". Click continue. On the next page is where you can change your design options. Change up the main title from "Premium Content Area" to something more specific for your site. For example if you have a TV show site maybe say something like "Streaming TV Shows Unlock". Also do the same thing with the sub-heading. Be sure there is contrast between your text and your background so it is easily readable. I have seen people put dark grey text on a black background, there is no way they made any money since no one could read the thing.

On the next page there are two different important options, access time and tease time. Access time is the time people are allowed to browse your site after they complete a survey. I usually set this to 48 or 72 hours. Tease time is the amount of time in seconds a visitor will see your webpages content before the gateway pops up. I usually set this to around 1 or 2 seconds so people actually see that there is indeed content waiting for them after they complete a survey. Click Continue twice to skip the next page. On the following page is where you can name your gateway. Click continue. On the next page agree to create this widget. Congratulations you have created your first widget.

Taking it further: You can create custom backgrounds to your widgets. This adds a nice touch and throws in some originality. If you know Photoshop or any other image editing software just create an image that is 539 x 264 than use an image hosting site like imageshack.us to upload it. Then simply provide the link for your custom skin.

How to install a gateway on your site.

Once you are done you need to generate code to put on your site. Click on your widget on the left side, and then click on "View Widget Code". Click on the box next to "Enable 'Disabled JavaScript Protection'". Then click on "Generate Code". You want to copy this code. Under your wordpress dashboard, click the "Appearance" link on the left side. Then click on edit under Appearance. Next you want to click on the header.php link on the right side. This is the page where we will be adding our code. You want to paste the code right before the line that says "</head>".

If you are using a Blogger.com blog, from your dashboard click on "new post" then at the top click "Design" and then finally on "Edit HTML". Then find the line that has "</head>" and paste the code on the line before it.

That's all that is to it! Go to your site, you should see you're newly created gateway pop up.

TIP: Because you'll be on your site frequently, the gateway will soon get annoying. We will setup the IP bypass so it won't pop up on your computer. It will still show up for everyone else.

Log in to CPALead and click on the Widgets tab. Then click on "Global IP Bypass". Copy the IP address shown in bold. Go ahead and add that to the list. Now whenever you go to your page your gateway will not pop up anymore.

Global IP Bypass



Alright now that we have everything set, let's start making some money shall we.

Money making methods

I have used each of the following methods and am still using them today and I can tell you they all have major potential. I do very well with each of them but I would suggest starting with one that sounds good to you, making it bad ass, improving on it and then maybe adding more methods to your arsenal down the road. Most of the time you will see results soon but if you don't, please don't give up and please don't be discouraged. I have been down that road so many times in my life mostly because I didn't know what I was doing most of the time. Stick with it, give it time and you will see results.

Method #1 - Streaming Events method

What we will be doing: Finding live streams of popular sporting events/shows, embedding them onto our site and then directing traffic through our CPALead gateway to watch these events.

There are a ton of sites out there that stream live content. ustream.tv, justin.tv, channelsurfing.net are just a few of the big ones. A really good way to make money is to go to these sites and find live events and embed them into your site and put a gateway on top. This method is a little bit tricky because you are dealing with a time frame, but still an excellent method none the less.

I use live sporting events that I find off of channelsurfing.net. You can find all the major sporting events including football, baseball, golf, basketball and MMA.

The trick with this method is to find a really good message board or chat room right before the event is about to kick off and then post your link up. You will get BOMBED with traffic, it is crazy. I have made over \$300 in one night off of one UFC event and that is just one event under just one method. Getting excited yet?

Method #2 - MP3 Search method

What we will be doing: Coding an mp3 search engine that utilizes Google and putting it on our website and covering it with a CPALead gateway.

Because everyone in the world listens to music, this method is very effective. You have used iTunes and Limewire and a slew of other music sites, but did you know one of the most powerful music search sites is somewhere you visit every day, Google! That's right we are able to hack Google to search only for MP3s.

All you need to get started is a website or a blog. Copy the code below and paste into your site. If you have your own hosting, paste in between the <body></body> tags. If you are using a blog service like Wordpress or Blogger you can paste the code right into a post. Make sure you are in the "edit HTML" section when editing.

MP3 Search bar code

```
<form name="a" method="get" target="_blank">

<input type="text" name="b" size="67"><input type="button"
name="but1" value="search" onclick="go(this.form)">
<script>
function go(form) {
var check = a.b.value
window.location = "http://www.google.com/search?q=%22" + check +
"%22+intitle:index.of+mp3+-html+-htm+-php+-asp+-txt+-
pls&btnG=Search&aq=f&aqi=&aql=&oq=&gs_rfai="
}
</script>
</form>
```

MP3 Search bar Example



Once your search bar is in place, go ahead and make a gateway and install it over top.

Taking it further

Sticking the code up with a gateway will make you money (as long as you have traffic coming in) but you can do a lot more with it. Be creative, instead of just having a plain looking template surround your search bar with a music theme and anything music related. On my site I have a music news box that automatically streams the hottest news from the music industry. Even though people aren't really searching on your site for mp3s you still need to convince them that your search bar is really going to do what you it is supposed to do after they fill out a survey through the gateway. Use color and do whatever you can to make your site look legit.

This goes for all the other methods as well.

Method #3 - Celebrity/Current Events method

What we will be doing: Using Celebrity news, uploading a snippet of video to YouTube as our bait and then hosting the full clip or image on our website with a CPALead gateway in between.

A great example of this was last year when Kanye West interrupted Taylor Swift's VMA acceptance speech. When I saw this happen the first thing I thought of was making money, and make money I did. For the next month I raked in massive profits. I averaged about \$400/day. My traffic came from about 30 video sites but mostly from YouTube.

What we want to do is find a piece of media whether it be a sexy pic or a video of a celebrity doing something crazy. So we can lure people back to our site we need to make a slide show showing a little something but not revealing everything. On top of the slide show we need to direct them to our site to view the entire thing.

Taking it further: Another good way to get traffic for the method is to post comments in blogs that feature the same story. An example of a great Celebrity blog is perezhilton.com.

Method #4 - File Password method

What we will be doing: Making a YouTube video to describe a file we have for download and providing two links in the description. One link is to an archive containing the file(s), and the other link is to a page on our site containing the password to the archive covered by a CPALead gateway.

To start this method we need a file. Now this can work with any file but I recommend something that has a lot of demand, something that is worth filling out a survey for. An eBook, a piece of software, a celebrity photo, a leaked mp3, pretty much anything goes here.

We're going to want to put this into a password protected .zip archive. You can use WinZip, 7zip, or Winrar to do that. Once you have your archive, head over to a file sharing site and create a free account there and then upload your file. I use mediafire.com but anything will really work. Rapidshare.com, hotfile.com, depositfile.com will all work fine. So once you upload it, copy it we will need it later.

For the password portion you want to create a text document and put the password of the zip file inside. Go upload this text file to the file sharing site again and this time post the link up on your page with a gateway on top.

Our main traffic source for now will be YouTube, so we need a video. Let's create a quick 30 second slide show to put up. If you want to do something more hardcore that's cool, we are just trying to get our point across for now. You can use Windows Movie Maker or iMovie. I usually put some music to it; you can do this after you upload it on YouTube. So once your slideshow is complete go ahead and upload it to YouTube. Your title, description and keywords are very important. Your Title and keywords will help people find your video and your description is what will direct people to your site. Be very descriptive about the file in your description; reassure them that you have something awesome for them waiting at the end of the rainbow. Also

make sure you put both links, your website link (password) and pasting the direct link to the file you uploaded.

That is pretty much it as far as setting things up. Getting people to your site is key at this point.

Method #5 - Good cause/donations method

What we will be doing: Coming up with a cause for people to get excited about on Facebook and then having them come to our site to fill out a survey for the cause.

Step 1: On your website make a POST that says something like "Thank you for helping the cause. Make sure to spread the word on Facebook, twitter, aim, etc. Together we can make a change," Or something along those lines. You can also update them on the amount you have made so far. Obviously you can donate some money and keep a profit as well.

Step 2: Getting traffic. Make a Facebook group that is Titled "Support <cause> by joining PLEASE READ!" or Raise money for <cause> by joining PLEASE READ.

Step 3: Add info that links to your site. Tell them that taking a 30 second survey will help donate to this cause so please help out. Tell them to invite all of their friends as well using the following code (STRESS THIS THE MOST, WILL MAKE METHOD TURN AUTOPILOT). Add all of your friends to help the CAUSE!: -Click invite friends -Delete URL from Address bar -add the following code in address bar and press enter
`javascript:elms=document.getElementById('friends').getElementsByTagName('li');for(var fid in elms){if(typeof elms[fid] === 'object'){fs.click(elms[fid]);}}`
-click invite friends after all friends are selected (may take a minute or two if you have a lot of friends)

Step 4: Invite all of your own friends and start watching the money roll in. Will take a day or 2 to start seeing a good amount of money to come in,

depending on how fast your friends join. Once people start inviting their own friends, it will become autopilot. This method WORKS great because people love to support causes. Raising money for good reasons will increase EPC and ratio which creates great profit.

Taking it further: Put up on your site a bar graph of the current funds raised and your goal amount. This can even be fake if you want. This will just add a bit more realism.

Method #6 - TV Shows/Movies method

What we will be doing: This is an oldie but a goodie. We are going to research a popular show/movie, put a preview on YouTube, and then send traffic to our link which in turn sends them to a final link that has the video they are looking for.

Side Reel is a site where you can find links to actual TV show episodes. Go to sidereel.com, find a popular TV show select an episode and grab a link where it says "Get more links for this episode". Go ahead and embed the episode on your website in a new post. Make sure to title the post by the episode and season.

Side Reel Links



Season 3, Episode 5 18 July 2010



Trouble

There are no featured links available

[Get more links](#) for this episode (37 results)

We will be using YouTube again for traffic. Go to Google and grab a few images or screenshots that pertain to your TV show. Go into Windows Movie Maker or iMovie or a video editing program and make a 30-60 second clip, you can add music if you want to. When you are done upload it to YouTube. Give it a title similar to "Brand New episodes of *Your TV Show* Updated

August 2010” Whenever I put dates in titles I always like to include a date in the future. It still comes off as new and it will be seem newer for longer. So if it is July I’ll put August, if it is November I’ll put December.

Include the link to your site in the description along with a short description of your site. Also make a text annotation with your link that stays on the bottom for the duration of the video. At the time of writing this you cannot include website links in annotations. Instead create a link to a video, include your URL in the text part and leave the link blank.

Taking it further: YouTube although the biggest isn’t the only video site out there. Here is a list I made up of other video sites. Mix these in with YouTube and you’ll be sure to significantly increase your traffic.

[List of Video Sites](#)

Taking CPA Lead further

These methods listed are only a slice of the CPA pie. There are so many CPA Lead possibilities and methods yet to be discovered. The methods that you discover will make you the most money because they are not being used by other people. They will be fresh. Whatever methods you use, make sure to put your own little twist on them. Thinking outside the box is what will make your CPA campaigns unique and stand out from the rest.

Tip: Google is an awesome tool for finding new CPA methods. Just search for cpalead methods and you should find a plethora of more CPA Lead opportunities.

Traffic, Traffic, Traffic

We all know that without traffic your website is useless. Finding and bringing traffic to your site is the hardest part but if you know how to find traffic everything will be that much easier for you.

Finding traffic sources is quite easy. Think about the method you are using and the subject matter you're trying to sell. Find those people who are interested in your item and sell it to them. If you are streaming a UFC event go to everything UFC and MMA and advertise your link. The trick is to fall into your niche. Random traffic will convert but niche traffic will convert higher.

Here are some other awesome traffic sources:

1. Twitter trends
2. IMDB discussion (for TV Shows and Movies)
3. Forums
4. Facebook fan pages
5. Blog comments
6. Live Stream Chat rooms (like justin.tv)

Wrapping it up

I have put a lot of work into this eBook. I have decided to give this away for free, so please give to your friends spread this to the masses if you decide it is worthy. Just please do not modify this in any way. I hope you learned something new and are fired up to make some money. Thanks for reading and good luck.